

Verification of Registration for sending to Overseas Licensing / Registration Councils

Website: <https://delhinursingcouncil.in>

For Technical Support contact

Help Line Number: +919643808161

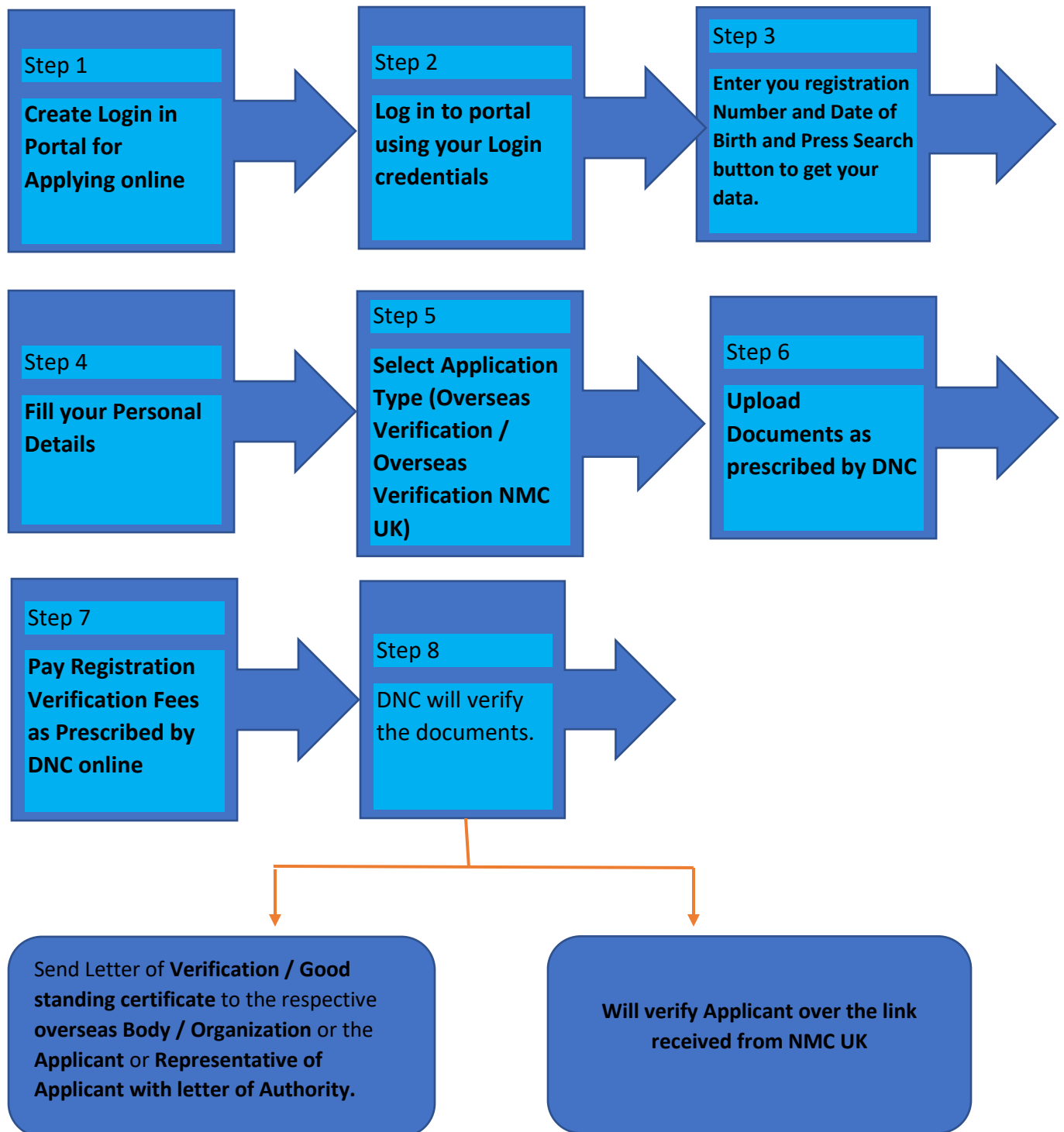
Email: support@delhinursingcouncil.in



TABLE OF CONTENTS

1. Process Flow Diagram	2
2. Procedure to apply online for Verification of the Registration, for sending to Overseas Licensing / Registration Councils.	3
3. Detail step by step process (Overseas Verification)	4
4. Detail step by step process (Overseas Verification NMC UK).	10

1. Process flow for Applying Online for Overseas Verification



Procedure to apply online for Verification of the Registration, for sending to Overseas Licensing / Registration Councils

Steps in brief

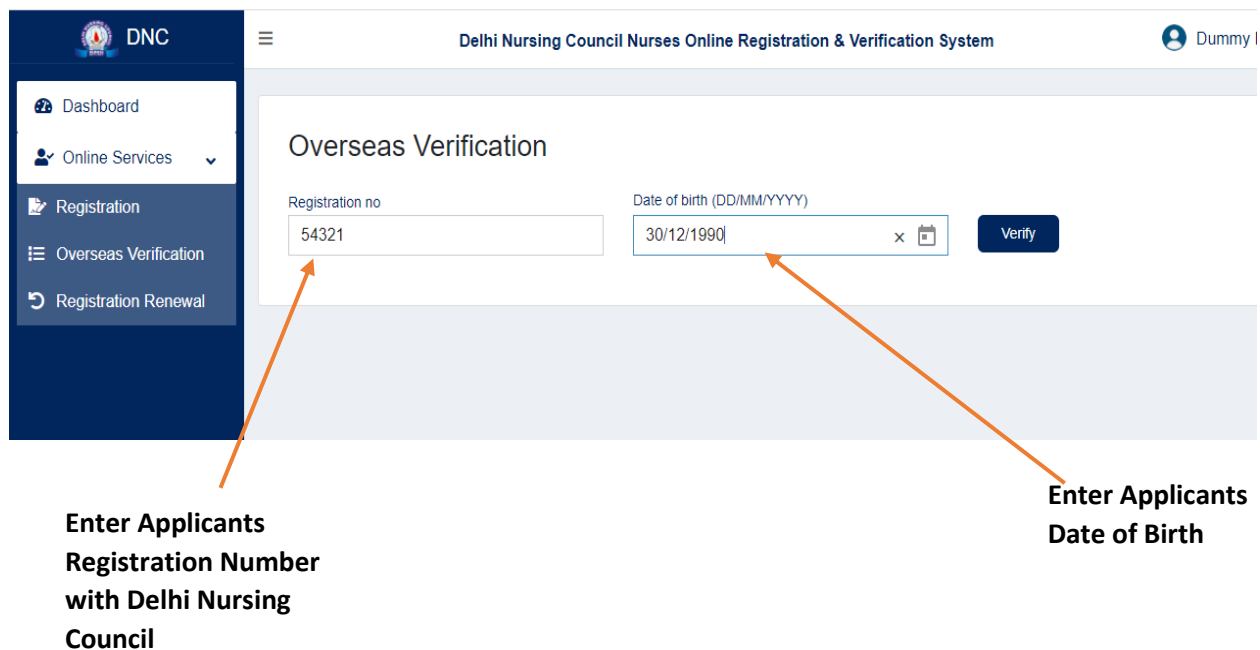
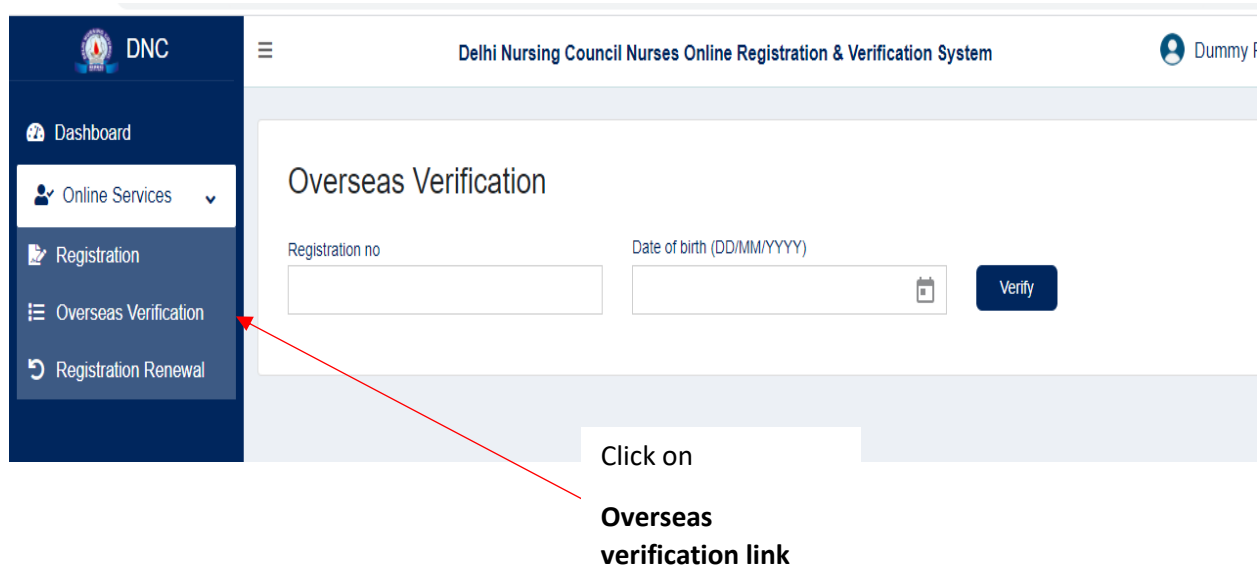
1. Create login credentials in site <https://delhinursingcouncil.in/>
2. Enter Applicant's **Delhi Nursing Council Registration Number** and **Date of Birth** and click **search button**. Applicants existing data will be uploaded. In Existing data some fields can be added /edited. Some important information's are not editable.
3. In next step enter Registration Type (**Overseas Verification / Overseas Verification NMC UK**) and **Foreign Councils Address and Contact Details** (*Optional for NMC UK*).
4. In next step upload documents (*only original document should be scanned and uploaded. Photostat copies if uploaded will not be accepted*) needed by **Delhi Nursing Council for Issuing Good Standing certificate / Verification over link (NMC UK)**. If the foreign council need any other **prescribed form** too, applicant need to upload it too in the option provided.
5. In next step Applicant need to do **payment online** as per Registration Type (**Overseas Verification – Rs. 3500 / Overseas Verification NMC UK - Rs. 3500**).
6. There is no need to go DNC office for any verification. Keep check your status by login to portal. In case verifier put your application hold due to some incorrect document applicant will get alert in email. In that case applicant need to login and upload the document again.
7. For both cases once verification is completed the **Delhi Nursing Council** take 15-30 days to issue the **Letter of Verification / Good Standing Certificate / Online verification (NMC UK)** for the respective overseas body / Organization(in case of Overseas Verification) or Verification over link send by NMC UK (in case of Overseas Verification NMC UK).
8. For technical support for online application process contact

Help Line No: +919643808161, Email: support@delhinursingcouncil.in (Between 10.00 A.M. – 6.00 P.M. IST) (MON to FRI)

Details step by step process (Overseas Verification)

Step 1 : Personal Information

- Click on Overseas verification link
- Enter Applicant's Registration Number with Delhi Nursing Council
- Enter Applicant's Date of Birth
- Click Verify Button. Applicant's previous data with Delhi Nursing Council will be loaded.
- Limited addition /changes can be done in certain fields like



Press verify button. Applicants existing data with Delhi Nursing Council will be loaded on the screen.

Overseas Verification Close

Step 1
Step 2
Step 3
Step 4

Name Dummy Applicant	Father's Name Mr Fname	Mother's Name
Gender Male	Date of birth 30/12/1988	Place of Birth
Aadhar Card Number	Marital Status*	Nationality*
Religion	Permanent Address Houe Name City State	
Present Address		
City	State	Pincode / Zip Code
Registration Date 24/11/2022	Renewal Date 24/11/2027	Issue Date 04/12/2013
Registration Number 12345		

Fields that Applicant can add /edit are given below

1. Mothers Name
2. Place of Birth
3. Aadhar Card Number
4. Marital Status
5. Nationality
6. Religion
7. Present Address
8. City
9. State
10. Zip Code / Pin Code

Save and move to next step

Step 2: Registration Type and Overseas Council Contact Information

In this step fill carefully all the information

- **Overseas Council Country**
- **Overseas Council Postal Address**
- **Overseas Council Email Address**

Overseas Verification Close

Step 1 Step 2 Step 3 Step 4

Registration Type*	Country of Overseas Council*	Overseas Council Email Address*
Overseas Verification x	Ireland x	G3reg@nmbi.ie

Overseas Council Name and Address*

NURSING AND MIDWIFERY BOARD OF IRELAND (NMBI)
18/20 CARYSFORT AVENUE,
BLACKROCK,
CO DUBLIN, A94 R299
IRELAND

Previous Update

Step 3: Upload Documents

Overseas Verification Close

Step 1
Step 2
Step 3
Step 4

Note: *Mandatory documents (*). It is mandatory to scan and upload original copy of all documents . Uploading of Photostat copy is not accepted. If you upload photostat copy instead of original document ,your verification will not be done till you upload original document.
 *If you want to change uploaded document, click on Browse button again and select the new document. Then click on Upload Button. New uploaded document/ image will overwrite old uploaded document/image.

Photo* No file chosen Browse Upload

Note: Passport size clear photo with white background (File Type : .Jpg/.Jpeg)

Signature* No file chosen Browse Upload

Note: Signature (Size : 100 , File Type : .Jpg/.Jpeg)

10th Class Certificate* No file chosen Browse Upload

Note: 10th Class Certificate (Size : 100 , File Type : .Jpg/.Jpeg)

- Browse and select the document.
- Then press upload. Document will be uploaded.
- Once document is uploaded check using preview button.
- List of documents to be uploaded are given below.
- Optional documents if you have then only upload else can leave it.

Overseas Verification Close

Step 1
Step 2
Step 3
Step 4

Note: *Mandatory documents (*). It is mandatory to scan and upload original copy of all documents . Uploading of Photostat copy is not accepted. If you upload photostat copy instead of original document ,your verification will not be done till you upload original document.
 *If you want to change uploaded document, click on Browse button again and select the new document. Then click on Upload Button. New uploaded document/ image will overwrite old uploaded document/image.

Photo* No file chosen Browse Upload Preview

*File is uploaded

Note: Passport size clear photo with white background (File Type : .Jpg/.Jpeg)

Signature* No file chosen Browse Upload Preview

*File is uploaded

Note: Signature (Size : 100 , File Type : .Jpg/.Jpeg)

10th Class Certificate* No file chosen Browse Upload Preview

*File is uploaded

S.No	Document Uploading Option Name	Scan file format	Overseas Verification
1	Photo of Applicant (White background Passport size)	.jpg/.jpeg	Mandatory
2	Signature of Applicant	.jpg/.jpeg	Mandatory
3	Application to Registrar Delhi Nursing Council in Plain Paper (Single .pdf)	.pdf	Mandatory
4	Form of respective Countries (single .pdf)	.pdf	Optional
5	DNC Registration Certificate (both sides, Image should be clear)	.pdf	Mandatory
6	10th Class Certificate	.pdf	Mandatory
7	12th Class Certificate	.pdf	Mandatory
8	Mark sheet (All three / four year marks sheets or Final combined mark sheet issued by Examination Board/ Nursing Council / University)	.pdf	Mandatory
9	Degree / Diploma Certificate (ANM, GNM, B.Sc.)	.pdf	Mandatory
10	Any other Qualification (Any other Qualification i.e., P.B. B.Sc. (N) / M.Sc. (N). Upload Mark Sheets, Degree Certificate, DNC Add. Qualification Certificate as one copy).	.pdf.	Optional
11	Parent Council Registration Certificate	.pdf	Optional
12	Experience Certificate (<i>if any</i>)	.pdf	Optional
13	Aadhar card / PR / Driving license of other Countries / Passport of other Countries / Work Permit	.pdf	Mandatory
14	Marriage Certificate	.pdf	Optional
15	Passport	.pdf	Optional
16	Still working and conduct certificate from the current Employer	.pdf	Optional

Step 4: Fees Payment

- **Applicants applying for Overseas Verification : Rs. 3500**

Overseas Verification Close

Step 1

Step 2

Step 3

Step 4

Payment Gateway - [Check details click here](#)

For Overseas Verification, you will pay Rs. 3500.00 /-

Fee to be paid (INR): 3500 /-

Proceed & Pay

Note*: Once Fee is paid then you will not able to update details,If click the proceed button it will redirect to the payment gateway page don't try to refresh or back.


Previous

***Fees once paid will not be refunded under any circumstance.**

Click Proceed to pay button if you are sure.

Payment gateway will open.

Select mode of payment and proceed. On successful payment you will get following screen.



Your payment was successful

Amount (INR)	3500.00
Response DateTime	29-03-2021 19:26:04
Payment Mode	NET-BANKING
Bank Transaction Number	pay_GsUhGE42U1IQDk

Continue Registration

Overseas Verification

Close

Step 1

Step 2

Step 3

Step 4

Payment Gateway

For Overseas Verification, you will pay Rs. 3500.00 /-

Your payment was successful

Amount (INR): 3500.00/-

Response DateTime : 29-03-2021 19:26:04

Payment Mode : NET-BANKING

Bank Transaction Number : pay_GsUhGE42U1IQDk

Previous

Finish

Click finish button. Application confirmation page will be displayed. If needed you can download it.



Print

Close



Delhi Nursing Council

A. B. College of Nursing Building, L. N. Hospital,
New Delhi - 110002

Application Confirmation Page (Overseas Verification)



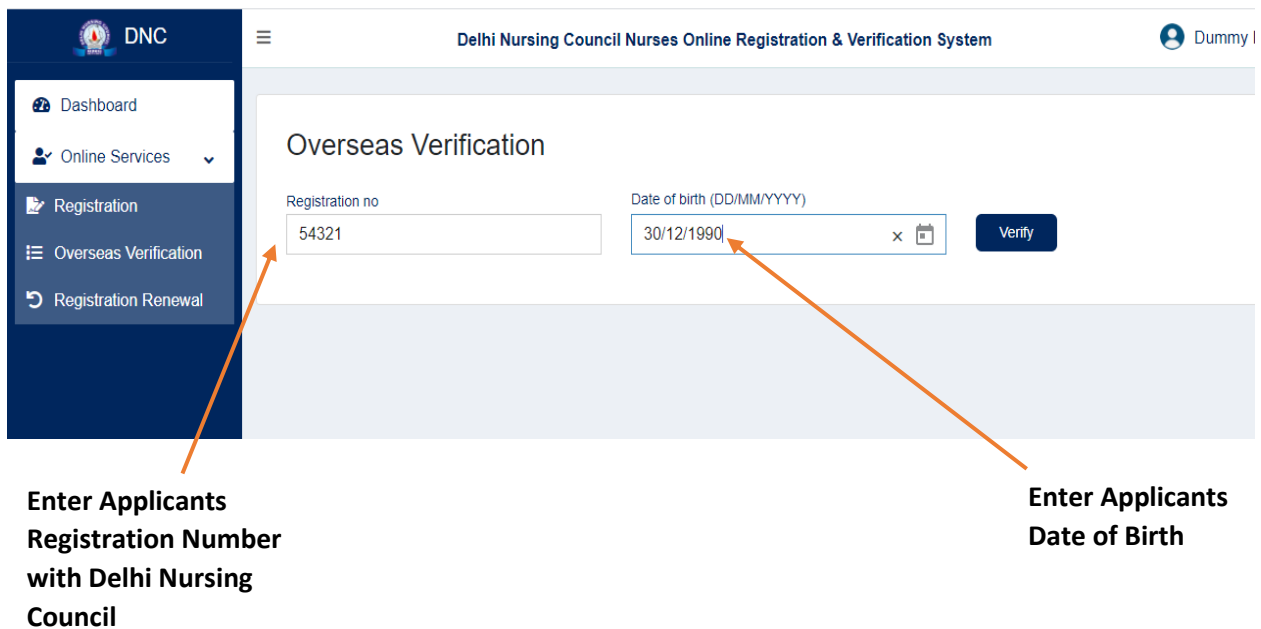
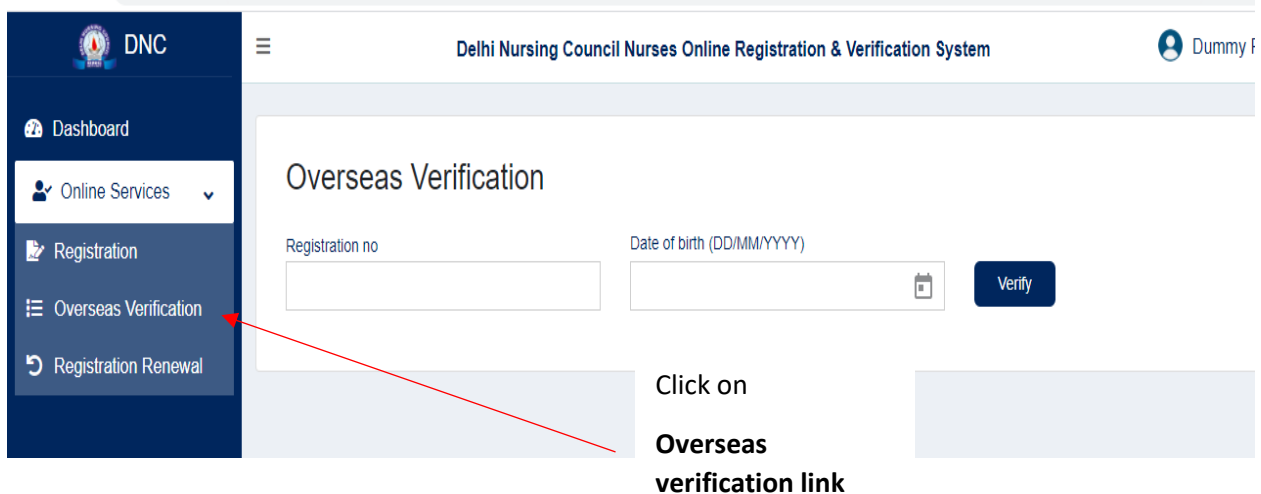

Application Type	Overseas Verification
Reference No	20000035
Name	DUMMY APPLICANT
Father's Name	MR FNAME
Mother's Name	

Please mention Reference No in all communications with DNC.

Details step by step process (Overseas Verification NMC UK)

Step 1 : Personal Information

- Click on Overseas verification link
- Enter Applicant's Registration Number with Delhi Nursing Council
- Enter Applicant's Date of Birth
- Click Verify Button. Applicant's previous data with Delhi Nursing Council will be loaded.
- Limited addition /changes can be done in certain fields like



Press verify button. Applicants existing data with Delhi Nursing Council will be loaded on the screen.

Overseas Verification Close

Step 1
Step 2
Step 3
Step 4

Name Dummy Applicant	Father's Name Mr Fname	Mother's Name
Gender Male	Date of birth 30/12/1988	Place of Birth
Aadhar Card Number	Marital Status*	Nationality*
Religion	Permanent Address Houe Name City State	
Present Address		
City	State	Pincode / Zip Code
Registration Date 24/11/2022	Renewal Date 24/11/2027	Issue Date 04/12/2013
Registration Number 12345		

Fields that Applicant can add /edit are given below

1. Mothers Name
2. Place of Birth
3. Aadhar Card Number
4. Marital Status
5. Nationality
6. Religion
7. Present Address
8. City
9. State
10. Zip Code / Pin Code

Save and move to next step

Step 2: Registration Type and Overseas Council Contact Information

Overseas Verification Close

Step 1Step 2Step 3Step 4

Registration Type* <input style="width: 95%;" type="text" value="Overseas Verification NMC UK"/> x ▾	Country of Overseas Council* <input style="width: 95%;" type="text" value="United Kingdom"/> x ▾	Overseas Council Email Address (optional) <input style="width: 95%;" type="text"/>
Overseas Council Name and Address (optional) <div style="border: 1px solid #ccc; height: 60px; margin-top: 5px;"></div>		

PreviousUpdateNext

Step 3: Upload Documents

Overseas Verification Close

Step 1

Step 2

Step 3

Step 4

Note: *Mandatory documents (*). It is mandatory to scan and upload original copy of all documents . Uploading of Photostat copy is not accepted. If you upload photostat copy instead of original document ,your verification will not be done till you upload original document.
*If you want to change uploaded document, click on Browse button again and select the new document. Then click on Upload Button. New uploaded document/ image will overwrite old uploaded document/image.

Photo*

No file chosen

[Browse](#)

[Upload](#)

Note: Passport size clear photo with white background (File Type : .Jpg/.Jpeg)

Signature*

No file chosen

[Browse](#)

[Upload](#)

Note: Signature (Size : 100 , File Type : .Jpg/.Jpeg)

10th Class Certificate*

No file chosen

[Browse](#)

[Upload](#)

Note: 10th Class Certificate (Size : 100 , File Type : .Jpg/.Jpeg)

- Browse and select the document.
- Then press upload. Document will be uploaded.
- Once document is uploaded check using preview button.
- List of documents to be uploaded are given below.
- Optional documents if you have then only upload else can leave it.

Overseas Verification Close

Step 1

Step 2

Step 3

Step 4

Note: *Mandatory documents (*). It is mandatory to scan and upload original copy of all documents . Uploading of Photostat copy is not accepted. If you upload photostat copy instead of original document ,your verification will not be done till you upload original document.
*If you want to change uploaded document, click on Browse button again and select the new document. Then click on Upload Button. New uploaded document/ image will overwrite old uploaded document/image.

Photo*

No file chosen

[Browse](#)

[Upload](#)

[Preview](#)

*File is uploaded

Note: Passport size clear photo with white background (File Type : .Jpg/.Jpeg)

Signature*

No file chosen

[Browse](#)

[Upload](#)

[Preview](#)

*File is uploaded

Note: Signature (Size : 100 , File Type : .Jpg/.Jpeg)

10th Class Certificate*

No file chosen

[Browse](#)

[Upload](#)

[Preview](#)

*File is uploaded

S.No	Document Uploading Option Name	Scan file format	Overseas Verification NMC UK
1	Photo of Applicant (White background Passport size)	.jpg/.jpeg	Mandatory
2	Signature of Applicant	.jpg/.jpeg	Mandatory
3	Application to Registrar Delhi Nursing Council in Plain Paper (Single .pdf)	.pdf	Mandatory
4	Form of respective Countries (single .pdf)	.pdf	Optional
5	DNC Registration Certificate (both sides, Image should be clear)	.pdf	Mandatory
6	10th Class Certificate	.pdf	Mandatory
7	12th Class Certificate	.pdf	Mandatory
8	Mark sheet (All three / four year marks sheets or Final combined mark sheet issued by Examination Board/ Nursing Council / University)	.pdf	Mandatory
9	Degree / Diploma Certificate (ANM, GNM, B.Sc.)	.pdf	Mandatory
10	Any other Qualification (Any other Qualification i.e., P.B. B.Sc. (N) / M.Sc. (N). Upload Mark Sheets, Degree Certificate, DNC Add. Qualification Certificate as one copy).	.pdf.	Optional
11	Parent Council Registration Certificate	.pdf	Optional
12	Experience Certificate (<i>if any</i>)	.pdf	Optional
13	Aadhar card / PR / Driving license of other Countries / Passport of other Countries / Work Permit	.pdf	Mandatory
14	Marriage Certificate	.pdf	Optional
15	Passport	.pdf	Mandatory
16	Still working and conduct certificate from the current Employer	.pdf	Optional

Step 4: Fees Payment

- **Applicants applying for Overseas Verification : Rs. 3500**

Overseas Verification Close

Step 1
Step 2
Step 3
Step 4

Payment Gateway - [Check details click here](#)

For Overseas Verification NMC UK, you will pay Rs. 3500.00 /-

Fee to be paid (INR): 3500 /-

Proceed & Pay

Note: Once Fee is paid then you will not able to update details.If click the proceed button it will redirect to the payment gateway page don't try to refresh or back.*


Previous

Fees once paid will not be refunded under any circumstance.

Click Proceed to pay button if you are sure.

Payment gateway will open.

Select mode of payment and proceed. On successful payment you will get following screen.



Your payment was successful

Amount (INR)	3500.00
Response DateTime	29-03-2021 21:02:55
Payment Mode	NET-BANKING
Bank Transaction Number	pay_GsWKXDRzDfWDjo

Continue Registration

Overseas Verification

Close

Step 1

Step 2

Step 3

Step 4

Payment Gateway

For Overseas Verification NMC UK, you will pay Rs. 3500.00 /-

Your payment was successful

Amount (INR): 3500.00/-

Response DateTime : 29-03-2021 21:02:55

Payment Mode : NET-BANKING

Bank Transaction Number : pay_GsWKXDRzDfWDjo

Previous

Finish

Click finish button. Application confirmation page will be displayed. If needed you can download it.

Print

Close



Delhi Nursing Council

A. B. College of Nursing Building, L. N. Hospital,
New Delhi - 110002

Application Confirmation Page (Overseas Verification)



Henry's Ewing

Application Type	Overseas Verification NMC UK
Reference No	20000036
Name	DUMMY APPLICANT
Father's Name	MR FNAME
Mother's Name	

Please mention Reference No in all communications with DNC.

Important Information about overseas verification in brief

S.No	Information	Overseas Verification	Overseas Verification NMC UK
1	Fees	Rs. 3500	Rs.3500
2	Who can apply	Applicants should have DNC Registration Currently working / not working , in Delhi / Other States / Countries who need Good Standing Certificate from DNC for sending to Overseas Licensing / Registration Councils of all Countries except UK	Applicants should have DNC Registration Currently working / not working, in Delhi / Other States / Countries and who need to be verified online at link send by NMC UK to DNC.
3	Action by DNC after successful verification of documents	Good Standing Certificate will be issued along with Country Specific Forms (<i>if any for particular country</i>), in sealed envelope Addressing concerned Overseas Licensing / Registration Councils of all Countries except UK in sealed envelope.	Verification will be done through the link send by email to DNC Registrar by NMC UK
4	Need to take time slot for Physical Verification at DNC	No	No
5	Time Period to issue Good Standing Certificate / Online verification over link (in case of NMC UK)	15 to 30 days	15 to 30 days

- The council take 15 to 30 days to issue the letter of verification for the respective **overseas body / Organization**.
- The **Letter of Verification / Good Standing Certificate** after 15 to Days will be send by speed post to respective **Overseas Body / Organization**.
- Council does not take the responsibility of delay, any damage, loss in postal transition of the sealed envelope.

