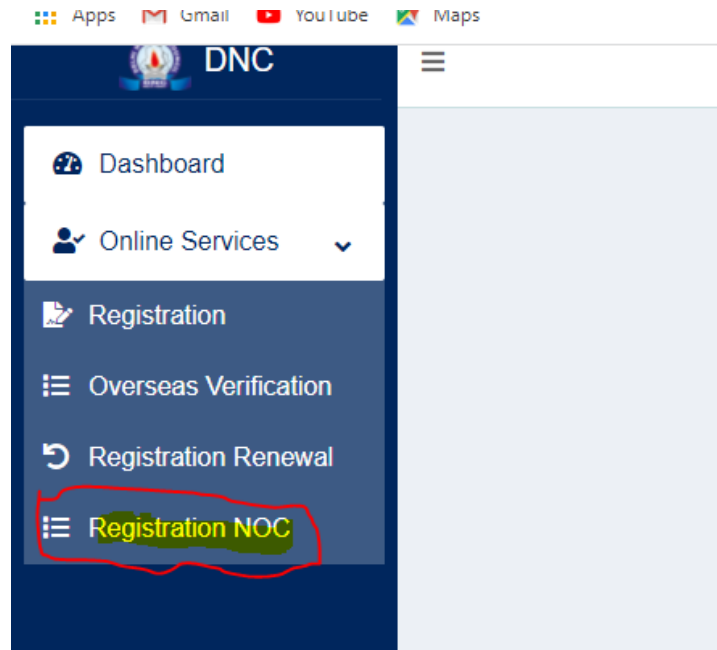


NOC Procedure

Step 1:

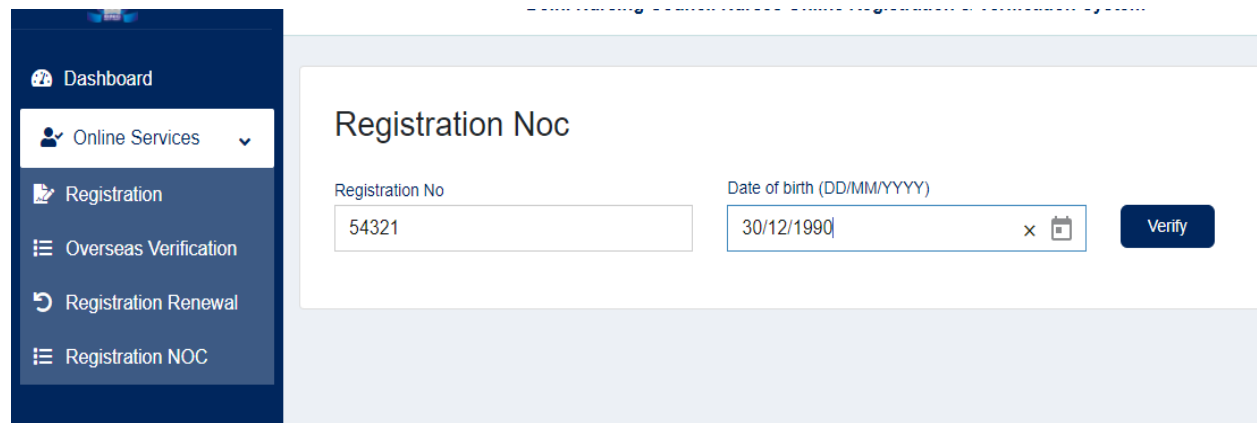
Applicant must login in to the portal using own user credentials. **(First time applicants please check the procedure given to create account in DNC.)**

Then need to go to **Registration NOC link.**



Step 2:

Enter DNC Registration Number and Date of Birth and click verify.



Following screen will be displayed.

Dashboard
NOC Registration Close

Online Services

- Registration
- Overseas Verification
- Registration Renewal
- Registration NOC

Step 1
Step 2
Step 3
Step 4

Name

Father's Name

Mother's Name

Gender

Date of birth

Place of Birth

Aadhar Card Number*

Marital Status*

Nationality*

Religion

Permanent Address

Present Address

Applicant need to fill mandatory data like Aadhar Card Number, Marital status, Nationality etc. if these fields are coming blank.

After that press save

Registration Date

Renewal Date

Issue Date

Registration Number

Course	Institution	University	Date of Course Commencement	Date of Course Completion	Exam Conducted By
GNM	College Name City State	Karnataka State Diploma in Nursing Examination Board	01/08/2006	28/02/2011	Karnataka State Nursing Council

Save

Step 3:

In this screen select council applied **State Name** and the **Reference number** applicant got while applying at council where the applicant need registration. Also provide applicants email address and mobile number.

NOC Registration

Close

Step 1 Step 2 Step 3 Step 4

Note : First candidate needs to apply at respective Council. Apply for NOC from DNC, only after getting Dispatch No. of NOC request letter from respective Council.

Email	Mobile Number	Alternat Mobile Number
<input type="text" value="dummyclient11@gmail.com"/>	<input type="text" value="9998889990"/>	<input type="text"/>
NOC Required State Council*	Reference No./Dispatch No. of Council*	
<input type="text" value="KERALA"/>	<input type="text" value="123456"/>	

Previous Update Next

Step 4: Upload required documents

Step 1 Step 2 Step 3 Step 4

Note: *Mandatory documents (*). It is mandatory to scan and upload original copy of all documents . Uploading of Photostat copy is not accepted. If you upload photostat copy instead of original document ,your verification will not be done till you upload original document.
*If you want to change uploaded document, click on Browse button again and select the new document. Then click on Upload Button. New uploaded document/ image will overwrite old uploaded document/image.

Photo*	<input type="text" value="No file chosen"/>	<input type="button" value="Browse"/>	<input type="button" value="Upload"/>
		*File is uploaded	
Note: (Passport size photo In White Back ground)(Mandatory)(Maximum Size : 100 KB, File Type : .Jpg/.Jpeg)			
Registration Certificate with Delhi Nursing Council*	<input type="text" value="No file chosen"/>	<input type="button" value="Browse"/>	<input type="button" value="Upload"/>
		*File is uploaded	
Note: (Front and Back, Original Copy single PDF)(Mandatory) Applicant need to send his/her Original DNC Registration Certificate to DNC. NOC will be issued only after receiving applicant's original DNC Registration Certificate at DNC. (Maximum Size : 2 MB, File Type : .Pdf)			
Aadhar Card*	<input type="text" value="No file chosen"/>	<input type="button" value="Browse"/>	<input type="button" value="Upload"/>
		*File is uploaded	
Note: (Front and Back, Original Copy single PDF)(Mandatory)(Maximum Size : 2 MB, File Type : .Pdf)			
Any other Document	<input type="text" value="No file chosen"/>	<input type="button" value="Browse"/>	<input type="button" value="Upload"/>
Note: (Optional)(Maximum Size : 2 MB, File Type : .Pdf)			

Step 5: Payment

DNC Delhi Nursing Council Nurses Online Registration & Verification System Over

Dashboard

Online Services

Registration

Overseas Verification

Registration Renewal

Registration NOC

NOC Registration

Step 1 Step 2 Step 3 Step 4

Payment Gateway - [Check details click here](#)

For NOC Facility, you will pay Rs. 250.00 /-

Fee to be paid (INR): 250.00 /-

Proceed & Pay

Note*: Once Fee is paid then you will not able to update details,if click the proceed button it will redirect to the payment gateway page don't try to refresh or back.

NSDL SurePay Pay Go!

Net Banking (Transaction Charges may apply)

UPI (Transaction charges may apply)

Wallet (Transaction charges may apply)

Credit Card (Transaction charges may apply)

Payment Mode - UPI

Virtual Payment Address- (VPA)
success@razorpay|
Eg: abc@kotak

Pay Now **Cancel**

Transaction Details

Merchant Name
Delhi Nursing Council

Service Description
Registration Fee

Transaction ID
401106

Bill Amount **₹250**

Transaction Fees [Incl. GST] **₹0**

Total Amount Payable

NOC Registration

Close


Step 1 Step 2 Step 3 Step 4

Payment Gateway

For NOC Facility, you will pay Rs. 250.00 /-

Your payment was successful

Previous **Finish**



Click finish Button.

After this Acknowledgement receipt will be generated as given below.

Delhi Nursing Council Online Registration & Examination System

Dashboard

Online Services


Print

Close



Delhi Nursing Council
A. B. College of Nursing Building, L. N. Hospital,
New Delhi - 110002

Application Confirmation Page (Noc Registration)



Application Type	NOC Facility
Reference No	40000003
Name	DUMMY APPLICANT
Father's Name	MR FNAME